

How to sign up for the Patient Portal

If you do not have an enrollment token (8-digit number ie, xxx-xx-xxx), STOP, and call your provider to get one!

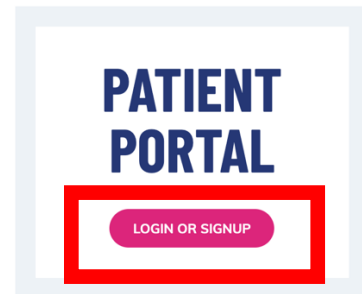
1. After navigating to www.DVCH.org/patient-portal/, click on “Login or sign up”

WHAT IS PATIENT PORTAL?

Patient Portal is a secure patient website that allows patients of any DVCH location to interact with us.

Schedule or change appointments, access your health records, pay your bill... and **much more!**

NOTE: IF YOU HAVE AN EMERGENCY, PLEASE CALL 911



2. You are now at the Patient Portal, to sign up click “Create Account”

Welcome to Patient Portal, Your Medical Home on the Web
With Patient Portal, you can connect with your doctor through a convenient, safe and secure environment.

Log into Patient Portal

Username

[Forgot username?](#)

Password

[Forgot password?](#)

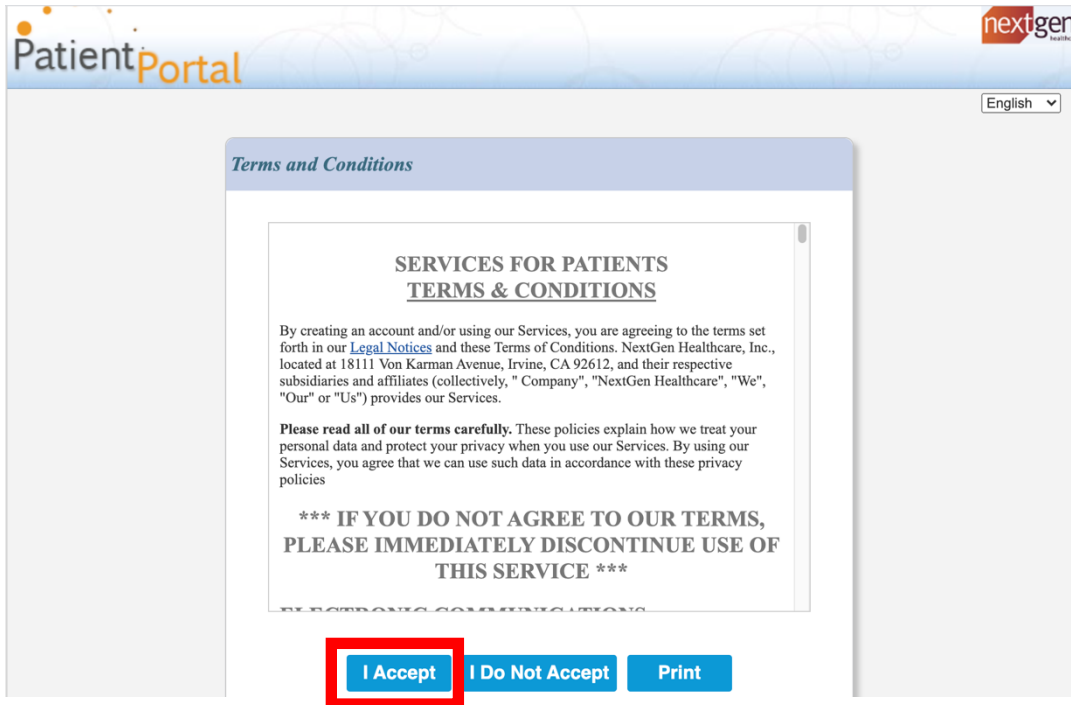
LOG IN

[I have my password reset token](#)

I am new here

CREATE ACCOUNT

3. You will see terms and conditions. Once you read these, press accept.



4. To continue, you will need an "enrollment token." An enrollment token is a 9 digit number that identifies you and connects your information in our system to this Patient Portal. This token will be given to you by your DVCH provider. If you do not have a token, please call DVCH so that you can be given one. Once you have your token, click "I have an enrollment token."

New to Patient Portal

This is your first step in the enrollment process. Please select the option that applies to you.

I have an enrollment token

I have a temporary username and password

FRAUD WARNING

Any person who knowingly with the intent to defraud any medical agency by concealing and filing false information for medical care or treatment may be found to have committed a fraudulent act which is a crime and may be subject to criminal and civil penalties.

5. Enter your token and complete the rest of the form.

Enter token details

Please enter the following information to verify your identity.

* Token number

+ [What is a security token?](#)

* Date of birth

* Last name


* Email address

I do not wish to provide an email address

NEXT

CANCEL

6. Complete the rest of the forms including “Account options,” “Account credentials,” “Security questions,” and “Google Authenticator.”



7. If you need further assistance, a DVCH employee can help you enroll in person at your next appointment.